








Middleboro Pediatrics - Pediatric Care
Affiliated Pediatric Practices (APP)
 Patients' Experiences with Your Practice Site (n = 95)
 Compared with the Statewide Mean





Summary Measures	Comparison to State Mean	Site Mean (Reliability r)	State Mean
<i>Quality of Doctor-Patient Interaction</i>	0 20 40 60 80 100		
Communication		97.3 (Highest r)	97.1
Integration of Care		86.3 (High r)	87.8
Knowledge of Patient		92.2 (Highest r)	92.7
Pediatric Preventive Care		87.0 (Highest r)	72.9
Child Development		79.5 (Highest r)	77.0
<i>Organization/Structural Features of Care</i>	0 20 40 60 80 100		
Organizational Access		91.0 (Highest r)	88.4
Self-Management Support		51.6 (Highest r)	45.5
Office Staff		96.8 (Highest r)	91.8

Comparison Symbol Legend	
Benchmark...	
	Statewide Mean
Your score...	
▲	Statistically significantly above the benchmark ($p \leq 0.05$)
●	Statistically equivalent to the benchmark
▼	Statistically significantly below the benchmark ($p \leq 0.05$)
Confidence Interval...	
	95% confidence interval around the adjusted mean ($p \leq 0.05$)

Reliability Legend	
Highest r ≥ .70	Available sample for this measure meets or exceeds reliability standards required for public reporting.
High r .50 to .70	Available sample for this measure is slightly less than optimal. Your performance relative to the state average is very likely correct, but your actual score could differ somewhat in a sample including a larger number of your patients. Results are provided for your information only and will not be reported publicly.
Lower r .34 to .50	Available sample size for this measure is less than optimal. Your performance relative to the state average is likely correct, but your actual score could vary considerably in a sample including a larger number of your patients. Results are provided for your information only and will not be reported publicly.
Lowest r <.34	Available sample for this measure is too small to provide a useful estimate of your performance or your position relative to other practices statewide.

Middleboro Pediatrics - Pediatric Care
Affiliated Pediatric Practices (APP)
 Summary Performance (n = 95)

Summary Measures	Your Score	Performance Category	Lower Benchmark	Upper Benchmark
<i>Quality of Doctor-Patient Interaction</i>				
<i>Publicly Reported Measures</i>				
Communication	97.3		90.0	93.8
Knowledge of Patient	92.2		80.0	88.6
Pediatric Preventive Care	87.0		61.5	73.2
Child Development	79.5		67.6	76.1
<i>Not Publicly Reported</i>				
Integration of Care	86.3		79.0	83.3
<i>Organization/Structural Features of Care</i>				
<i>Publicly Reported Measures</i>				
Organizational Access	91.0		80.3	86.9
Self-Management Support	51.6		31.8	40.4
Office Staff	96.8		83.8	90.7

Performance Category Legend	
	Special designation of highest performance
	At or above the upper benchmark
	Between the lower and upper benchmarks
	Below the lower benchmark
N/D	Not enough data to report performance

Response Frequency: Would you recommend this provider to your family and friends?		
	frequency	percent
Definitely not	0	0%
Probably not	0	0%
Not sure	4	4%
Probably yes	10	11%
Definitely yes	79	85%
Total applicable respondents	93	
No response	2	

Middleboro Pediatrics - Pediatric Care
Affiliated Pediatric Practices (APP)
Practices compared with Affiliated Pediatric Practices (APP) Mean

<i>Organization/Structural Features of Care: Office Staff</i>							
Practice Name	Difference from Affiliated Pediatric Practices (APP) Mean (92.6)					Adj. Mean (Reliability r)	Sample Size
	-20	-15	-10	-5	0		
Middleboro Pediatrics						▲ 96.8 (Highest r)	94
Practice CUE						▲ 95.4 (Highest r)	121
Practice MPF						● 95.5 (Highest r)	56
Practice BYE						● 93.1 (Highest r)	121
Practice ANR						● 92.9 (High r)	17
Practice BQQ						● 92.8 (Highest r)	79
Practice AQW						● 92.8 (Highest r)	133
Practice CUH						● 92.1 (Highest r)	134
Practice MOE						● 92.1 (Highest r)	134
Practice GXO						● 91.5 (Highest r)	49
Practice GXN						● 91.0 (High r)	30
Practice BGO						● 90.5 (Highest r)	139
Practice MOC						● 90.5 (Highest r)	139
Practice AYQ						● 90.0 (Highest r)	46
Practice MOB						● 90.0 (Highest r)	46
Practice CUG						▼ 89.7 (Highest r)	142
Practice MOD						▼ 89.7 (Highest r)	142

Affiliated Pediatric Practices (APP) Mean = 92.6